










# Tanks

plastic, aboveground and underground



- ▶ Placement options:
  - aboveground – anywhere on a flat, paved surface,
  - underground – thanks to a wide range of support pipe accessories,
  - in a cellar or basement – one half can fit through an 80 cm doorway.
- ▶ Permanently water-tight thanks to a fixed connection without bolts.
- ▶ Easy to handle thanks to low weight.
- ▶ Tanks can be interconnected.

Type 7700	Type 7701	Type 7702
 1,600l	 3200l	 4800l
 Ø 1350 × 1600 mm	 2 × Ø 1350 × 1600 mm	 3 × Ø 1350 × 1600 mm
 60 kg	 120 kg	 180 kg

