






Fuel Stations mobile

For Diesel and AdBlue®

- ▶ Fitted with a tank for both 850 l of diesel fuel and 100 l of AdBlue®.
- ▶ Electric pump with a voltage of 24/12 V for the diesel section and an SP30 12 V submersible pump with an output of 25 l/min. for the AdBlue® section.
- ▶ Single-layered tank made of polyethylene with integridd partition.
- ▶ Nozzle holder, filling opening, valve and pressure release, forklift pockets, handles, crane loops, hinged lid.
- ▶ Loops for fastening to the vehicle for transport.
- ▶ 4 m long DN25 filling hose (without reel, indicator or filter) and automatic nozzle.

Type 8151

	850/100 l
	1270 × 1070 × 1120 mm
	121 kg
	24/12 V
	70/25 l/min.







For Petrol





- ▶ For transporting and dispensing petrol.
- ▶ Wide range of uses from industry, forestry, and agriculture to motor sport.
- ▶ Single-walled tank made of electrically conductive polyethylene.
- ▶ Includes a level gauge, nozzle holder, filling opening and overpressure bleed.
- ▶ Safe stacking and fastening.
- ▶ Valve for completely closing off the tank.
- ▶ Manual pump with output of 25 l/min with a 2.7 m dispensing hose.
- ▶ Approved for transport and immediate use in line with ADR.



Type 3989

	120 l
	800 × 600 × 450 mm
	23 kg
	25 l/min.

Type 3990

	190 l
	800 × 600 × 590 mm
	25 kg
	25 l/min.



Lid (for Both Versions)

Type 3987