


Containers

with a hinged bottom or side






- ▶ Sturdy structure ensures sufficient rigidity.
- ▶ Unlocking of the bottom via a cable can be done from the forklift driver's seat.
- ▶ The bottom can be closed by carefully setting the container down on the ground (the bottom automatically locks again).
- ▶ Can be handled by crane or forklift using 4 lifting lugs.
- ▶ Surface finish: primer and finishing coat.

Easy and safe control from the driver's seat.








 Different colours on request.






Type 6501

	1260 × 840 × 910 mm (exterior)
	1135 × 735 × 710 mm (interior)
	115 kg
	500 kg
	600 l

Type 4727

	1500 × 1080 × 970 mm (exterior)
	1350 × 1000 × 750 mm (interior)
	135 kg
	800 kg
	1000 l






Type 4728

	1500 × 1080 × 1320 mm (exterior)
	1350 × 1000 × 1100 mm (interior)
	190 kg
	800 kg
	1500 l






- ▶ Allows the contents to be checked.
- ▶ Uses high-quality steel mesh sized 50 × 50 × 4 mm.
- ▶ Stackable.



Type 4453

	1260 × 840 × 910 mm
	1135 × 735 × 710 mm
	105 kg
	500 kg
	600 l

Type 4729

	1500 × 1080 × 970 mm
	1350 × 1000 × 750 mm
	125 kg
	800 kg
	1000 l

Type 4730

	1500 × 1080 × 1320 mm
	1350 × 1000 × 1100 mm
	175 kg
	800 kg
	1500 l