


PRO

- ▶ Built to withstand the heavy duty environment of assembly shops.
- ▶ 30 mm thick high-quality plywood worktop.
- ▶ Drawers placed in roller slides with central locking mechanism.
- ▶ Powder coated (standard colour – RAL 5017 blue).
- ▶ Supplied disassembled, with fasteners included; simple to assemble.




Worktop


Type **6675**

 1500 × 700 mm

Type **6676**

 1800 × 700 mm

Type **6677**

 2000 × 700 mm

Cabinet with Doors

Type **6679**

Steel Upright

Type **6678**

Cabinet with Drawers

Type **6680**



Combine as you need

Common combinations:

