

Mats and Flooring


special, cleaning and anti-fatigue



- ▶ Does not retain water – drainage channels.
- ▶ Can be wiped dry. Easy maintenance of the space.
- ▶ Improves hygiene and cleanliness.
- ▶ Easy to interconnect or remove.
- ▶ Insulating properties.
- ▶ Eliminates the risk of mould reproduction, prevents transfer of dirt.
- ▶ Made of LD polyethylene – does not soak in liquids.
- ▶ Resists the majority of common chemicals.
- ▶ Used in showers, bathrooms, laboratories, or swimming pools.

Resistance: -10 to +60 °C

Type **4152**

 600 × 600 × 15 mm


 0.9 kg





- ▶ Surface designed to protect the legs and spine of workers.
- ▶ Can be interconnected as needed. Each section is affixed using integrated hooks, which allow the surface to be disconnected at any time for washing or moving. Straight and corner ramps enable smooth walking or transport on wheels.
- ▶ Resist most oils, acids, and other chemicals.
- ▶ 100 % recyclable.

Resistance: -10 °C to +60 °C


Type **6479**

 1200 × 600 × 25 mm

 3.45 kg





Type **6480 (straight ramp)**

 120 × 600 × 25 mm

 0.3 kg

Type **6481 (corner ramp)**

 120 × 120 × 25 mm

 0.05 kg