


# Shovels outdoor



- ▶ Work section made of durable plastic with a reinforced edge.
- ▶ Two wheels for easier handling.
- ▶ Painted steel handle.

Type **4348**


 820 mm (working width)

 3 kg



- ▶ Work section and ergonomic grip made of durable plastic with a reinforced edge.
- ▶ Wooden shaft.

Type **4350**


 490 mm (working width)

 1.5 kg



- ▶ Work section and ergonomically shaped grip made of special plastic with a reinforced edge.
- ▶ The plastic material prevents wet snow from sticking to the shovel.
- ▶ Aluminium shaft.

Type **4349**

 1300 × 370 mm

 1.4 kg

