

Trolleys handling


For Workshop


Open

- ▶ Particularly suitable for repair shops.
- ▶ Two braked wheels allow trolley to be parked to prevent spontaneous movement.
- ▶ High-quality powder coated finish.

With Grid

Type **6416**

 1000×600×1000 mm


 300/150 kg (per shelf)

 59 kg



Without Grid

Type **6417**

 1000×600×1000 mm

 300/150 kg (per shelf)

 56 kg




Closed

- ▶ Suitable for handling small material.
- ▶ Sturdy body made of steel profiles.
- ▶ Powder-coated surface.
- ▶ 200 mm Ø castors (two fixed and two swivel with a brake).
- ▶ Fitted with a handle.

With Lid

Type **6418**

 1200×800×1100 mm


 500 kg


 55 kg



Without Lid

Type **6419**

 1200×800×1100 mm

 500 kg

 50 kg





Platform with Towing Bar

- ▶ Versatile use in handling material.
- ▶ The same towing bar can be used for multiple platforms.

Platform

Type **5246**


 1248×842×280 mm


 400 kg

 35 kg

Towing Bar

Type **5247**

 1300×325 mm

 400 kg

 9 kg

