








With Plastic Wheel

With Rubber Tyre







- ▶ Fitted with a galvanised steel fork with option to mount using screws or through opening for kingpin.
- ▶ Used primarily on devices and machine tools.



	Type							
Swivel	6370	50 mm	19 mm	40 kg	70 mm	60 × 60 mm	48/38 × 48/38 mm	6.3 mm
	6371	75 mm	25 mm	60 kg	100 mm	60 × 60 mm	48/38 × 48/38 mm	6.3 mm
	6604	100 mm	25 mm	70 kg	125 mm	77 × 67 mm	61.5/56 × 51.5/46.5 mm	8.5 mm
	6605	125 mm	32 mm	100 kg	160 mm	77 × 67 mm	61.5 × 51.5 mm	8.5 mm
Swivel with brake	6372	50 mm	19 mm	40 kg	70 mm	60 × 60 mm	48/38 × 48/38 mm	6.3 mm
	6373	75 mm	25 mm	60 kg	100 mm	60 × 60 mm	48/38 × 48/38 mm	6.3 mm
	6606	100 mm	25 mm	70 kg	125 mm	77 × 67 mm	61.5/56 × 51.5/46.5 mm	8.5 mm
	6607	125 mm	32 mm	100 kg	160 mm	77 × 67 mm	61.5/56 × 51.5/46.5 mm	8.5 mm

With Rubber Tyre and Kingpin Opening










	Type						
Swivel	6374	50 mm	19 mm	40 kg	70 mm	25 mm	11 mm
	6375	75 mm	25 mm	60 kg	100 mm	30.5 mm	11 mm
Swivel with brake	6376	50 mm	19 mm	40 kg	70 mm	25 mm	11 mm
	6377	75 mm	25 mm	60 kg	100 mm	30.5 mm	11 mm

Polyamide

- ▶ With sleeve bearing.
- ▶ Suitable particularly for the food industry.

Load capacity 600 kg



	Type							
F	6598	200 mm	46 mm	600 kg	240 mm	105 × 80 mm	137 × 105 mm	11 mm
S	6599	200 mm	46 mm	600 kg	240 mm	105 × 80 mm	137 × 105 mm	11 mm
SB	6600	200 mm	46 mm	600 kg	240 mm	105 × 80 mm	137 × 105 mm	11 mm